



**BONANZA INDUSTRIES LIMITED**

ROOM NO.21, OLD SHANTI NAGAR, CHAMUNDA CIRCLE, BORIVALI WEST, MUMBAI 400092.

QUARTERLY REPORTING ON AUDITED FINANCIAL RESULTS AND SEGMENT WISE REVENUE RESULTS AND CAPITAL EMPLOYED UNDER CLAUSE 41 OF THE LISTING AGREEMENT ENDED ON 30-09-2015 (RS. IN LAKHS)

SR.NO	PARTICULARS	FOR THE QUARTER ENDED ON 30-09-2015 (unaudited)	FOR THE QUARTER ENDED ON 30-06-2015 (unaudited)	FOR THE QUARTER ENDED ON 30-09-2014 (unaudited)	YEAR TO DATE FIGURE FOR THE PERIOD ENDED 30-09-2015 (UN-AUDITE)	YEAR TO DATE FIGURE FOR THE PERIOD ENDED 30-09-2014 (UN-AUDITE)	YEAR ENDED FOR THE PERIOD ENDED 31-03-2015 (AUDITED)
1	(A) NET SALES/INCOME FROM OPERATIONS,	169.75	129.31	24.32	299.06	49.98	285.93
	(B) OTHER OPERATING INCOME	0.00	0.00	0.15	0.00	0.27	1.97
	TOTAL INCOME (1+2)	169.75	129.31	24.47	299.06	50.25	287.90
2	EXPENDITURE						
	(A) COST OF RAW MATERIALS CONSUMED	0.00	0.00	0.00	0.00	0.00	0.00
	(B) PURCHASE OF STOCK-IN-TRADE	165.54	124.11	16.23	289.65	35.18	265.43
	(C) CHANGES IN INVENTORIES	0.00	0.00	0.00	0.00	0.00	0.00
	(D) EMPLOYEE COST	1.20	1	0.60	2.20	1.25	2.35
	(E) DEPRECIATION AND AMORTISATION EXP	0.00	0.00	0.00	0.00	0.00	0.00
	(F) OTHER EXPENDITURE	1.38	0.71	4.13	2.09	7.28	12.64
	(G) TOTAL	168.12	125.82	20.96	293.94	43.71	280.42
	(Any item exceeding 10% of the total expenditure to be shown separately)						
3	PROFIT FROM OPERATIONS BEFORE OTHER INCOME, INTEREST AND EXCEPTIONAL ITEMS (1-2)	1.63	3.49	3.51	5.12	6.54	7.48
4	OTHER INCOME	0.00	0.00	0.00	0.00	0.00	0.00
5	PR. BEFORE FINANCE COST & EXCEPTIONAL ITEMS (3+4)	1.63	3.49	3.51	5.12	6.54	7.48
6	FINANCE COST	0.00	0.00	0.00	0.00	0.00	0.00
7	PR. AFTER INT. & EXCEPTIONAL ITEMS (5-6)	1.63	3.49	3.51	5.12	6.54	7.48
8	EXCEPTIONAL ITEMS	0.00	0.00	0.00	0.00	0.00	0.00
9	PROFIT(+)/ LOSS(-) FROM ORDINARY ACTIVITIES BEFORE TAX	1.63	3.49	3.51	5.12	6.54	7.48
10	TAX EXPENSE	0.00	0.00	0.00	0.00	0.00	0.00
11	NET PROFIT(+)/ LOSS(-) FROM ORDINARY ACTIVITIES AFTER TAX (9-10)	1.63	3.49	3.51	5.12	6.54	5.18
12	EXTRA ORDINARY ITEMS (net of tax expenses Rs. _____)	0.00	0.00	0.00	0.00	0.00	0.00
13	NET PROFIT (+)/ LOSS (-) FOR THE PERIOD (11-12)	1.63	3.49	3.51	5.12	6.54	5.18
14	SHARE OF PROFIT/LOSS OF ASSOCIATES	0.00	0.00	0.00	0.00	0.00	0.00
15	MINORITY INTEREST	0.00	0.00	0.00	0.00	0.00	0.00
16	NET PROFIT (+)/ LOSS (-) FOR THE PERIOD (13+14+15)	1.63	3.49	3.51	5.12	6.54	5.18
17	PAID UP EQ. SHARE CAPITAL (FACE VALUE OF THE SHARE SHALL BE INDICATED) (Rs 5/- per share)	121.36	121.36	121.36	121.36	121.36	121.36
18	RESERVES EXCL.REV.RES.AS PER B/S. OF PRV.A/CING YR.	0.00	0.00	0.00	0.00	0.00	0.00
19	EPS						
	(A) Basic and Diluted Before Extra Ordinary Items	0.00	0.00	0.00	0.00	0.00	0.00
	(B) Basic and Diluted After Extra Ordinary Items	0.00	0.00	0.00	0.00	0.00	0.00
PART II	PARTICULARS OF SHAREHOLDING						
1	Public Share Holding						
	a) Number of shares	2278800	2278800	2278800	2278800	2278800	2278800
	b) Percentage of shareholding	93.88	93.88	93.88	93.88	93.88	93.88


  


2	Promoter and promoter group Shareholding						
a	Pledged/encumbered						
	Number of shares	0.00	0.00	0.00	0.00	0.00	0.00
	% of shares as a % of Total share holding of promoter and promoter group	0.00	0.00	0.00	0.00	0.00	0.00
	i % shares as % of total share capital	0.00	0.00	0.00	0.00	0.00	0.00
b	b) Non encumbered						
	- No of Shares	148592	148592	148592	148592	148592	148592
	- % of shares (as a % of the total shareholding of promoter and promoter group)	100	100	100	100	100	100
	- % of shares (as a % of the total shareholding of company)	6.12	6.12	6.12	6.12	6.12	6.12

NOTE:

- (1) RESULT WERE REVIEWED BY THE AUDIT COMMITTEE AND APPROVED BY THE BOARD OF DIRECTORS AT MEETING HELD ON 13-11-2015  
(2) THE COMPANY'S REPORTS ARE BASED ON ACCOUNTING STANDARDS ISSUED BY THE INSTITUTE OF CHARTERED ACCOUNTANT OF INDIA.  
(3) INVESTOR COMPLAINTS PENDING AT THE BEGINING OF THE QUARTER1.  
RECIEVED DURING THE QUARTER nil,  
RESOLVED DURING THE QUATER 1,  
UNRESOLVED AT THE ENDING OF THE QUARTER 1.

PLACE :	MUMBAI			FOR AND ON BEHALF OF BOARD OF DIRECTORS
DATE :	13/11/2015			Sd/ <i>Prahalad V Poncha</i> DIRECTOR



**DISCLOSURE OF ASSETS AND LIABILITIES AS PER CLAUSE 41 (1) (ea) OF THE LISTING AGREEMENT  
FOR THE HALF YEAR ENDED 30.09.2015**

Particulars	UNAUDITED	AUDITED
	As at 30.09.2015 Rs.	As at 31.03.2015 Rs.
<b>A LIABILITIES</b>		
<b>1 EQUITY &amp; LIABILITIES</b>		
<b>1 Shareholders Funds</b>		
(a) Share Capital	1,21,36,960	1,21,36,960
(b) Reserves & Surplus	(1,64,16,011)	20,34,025
Other	6,15,75,500	6,15,75,500
<b>2 Non Current Liabilities</b>		
(a) Long Term Borrowings	1,87,01,561	39,03,466
(b) Deferred Tax Liabilities (Net)		
(c) Long Term Provisions		
<b>3 Current Liabilities</b>		
(a) Short Term Borrowings	-	-
(b) Trade Payables	2,14,56,778	-
(c) Other Current Liabilities	13,45,669	2,86,39,586
(d) Short Term Provisions		
<b>2 MINORITY INTEREST</b>		
<b>TOTAL OF EQUITY &amp; LIABILITIES</b>	<b>9,88,00,457</b>	<b>10,82,89,537</b>
<b>B ASSETS</b>		
<b>1 NON CURRENT ASSETS</b>		
(a) Fixed Assets		
I Tangible Assets		
II Intangible Assets		
(b) Goodwill		
(c) Non Current Investments	95,00,000	95,00,000
(d) Long Term Loans & Advances	6,41,07,676	5,80,04,504
(e) Other Non Current Assets		
<b>2 CURRENT ASSETS</b>		
(a) Inventories		
(b) Trade Receivables	2,47,46,047	2,16,21,488
(c) Cash & Cash Equivalents	4,46,735	3,00,946
(d) Short Term Loans & Advances		
(e) Other Current Assets		
(f) Current Investments		
<b>3 MISCELLENOUS EXPENDITURE</b>		1,88,62,600
<b>TOTAL OF ASSETS</b>	<b>9,88,00,457</b>	<b>10,82,89,537</b>

By Order of the Board  
For Bonanza Industries Ltd

  
 Director

Place: Mumbai  
Date: 13/11/2015

Pancha